





SONG: TEN FRISKY ANIMALS

Read  the rhyme and do the actions . Have fun! 



Ten frisky animals dancing by the pool,
 One jumped up and he splashed down.
 Frog went down, frog went up,
 Nine frisky animals dancing by the pool.

Nine frisky animals dancing by the pool,
 One jumped up and he splashed down.
 Duck went down, duck went up,
 Eight frisky animals dancing by the pool.

Eight frisky animals dancing by the pool,
 One jumped up and he splashed down.
 Pig went down, pig went up,
 Seven frisky animals dancing by the pool.
 Seven frisky animals dancing by the pool,
 One jumped up and he splashed down.
 Sheep went down, sheep went up,
 Six frisky animals dancing by the pool.

Six frisky animals dancing by the pool,
One jumped up and he splashed down.
Cat went down, cat went up,
Five frisky animals dancing by the pool.

Five frisky animals dancing by the pool,
One jumped up and he splashed down.
Dog went down, dog went up,
Four frisky animals dancing by the pool.

Four frisky animals dancing by the pool,
One jumped up and he splashed down.
Goat went down, goat went up,
Three frisky animals dancing by the pool.

Three crazy animals dancing by the pool,
One jumped up and he splashed down.
Pony went down, pony went up,
Two frisky animals dancing by the pool.

Two crazy animals dancing by the pool,
One jumped up and he splashed down.
Donkey went down, donkey went up,
One frisky animal dancing by the pool.

One frisky animals dancing by the pool,
He jumped up and he splashed down.
Cow went down, cow went up,
No frisky animals dancing by the pool.

Adapted from the song "Ten green bottles".

SONG: TEN FRISKY ANIMALS



Teacher's notes

Language: numbers up to ten; animals and some of the action words from Tony Mitton's story "Down by the Cool of the Pool"; down, up

Materials: copy of the song; lake on the ground/floor (marked in chalk)

1. Help the children read the lyrics. This is a follow-up activity, so, by this time, most of the language has been thoroughly practised with all the work done on the story.
2. Give each child a role and rehearse the actions beforehand.
3. Choose an empty area and mark the pool on the ground/floor (chalk will do).
4. Do the action song with the students: they sing while dancing around the pool and, one by one, according to their roles, jump into the pool.

Since you may have a group of more than ten children, do it in turns and, while one group is playing, the others are singing in chorus.

Cross-curricular suggestion:

You can do it with the Physical Education teacher just to start a swimming class.

