

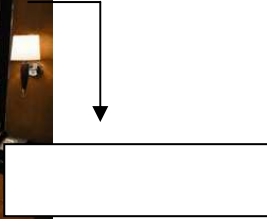






Chain Reaction
Story by Louise Cooper

Pre-reading / listening activities

Activity 1



With the help of the dictionary, match these words with the corresponding image:



- cruise
- sea
- ship
- propeller
- blades
- engine room
- private cabin
- deck
- anchor winch





Activity 2

1. Match these words with their correct definitions:

Words	Definition
1) Passengers	a) all the people working on a ship, plane, etc..
2) Chief engineer	b) an official who is employed to watch the sea near to a coast for ships that are in danger or involved with illegal activities.
3) Captain	c) an officer in a commercial ship below the rank of captain.
4) Mate	d) the person in charge of a ship or commercial aircraft.
5) Purser	e) a person who is travelling in a car, bus, train, plane, or ship and who is not driving it or working on it.
6) Crew	f) an officer on a ship who is responsible for taking care of the passengers, and for the accounts;
7) Coastguard	g) senior engineering officer on a vessel in charge of supervising the satisfactory function and maintenance of the main and additional machinery on board ship.

1	2	3	4	5	6	7

2. Now match the names in the previous exercise with the corresponding images. 6) has more than one possible option.



1	2	3	4	5	6

Chain Reaction

Pre-reading

Activity 3: Prediction

A. Now you've done some preparation for reading the story, you will know a little about it. Use your imaginations to build your own story, using some of the words in Activity 1 and Activity 2. Work in small groups. (Read all the questions before thinking of your answers)

1. Where is the story set?
2. What strange thing happened that caused the ship to stop?
3. How did they try to solve the problem and who was involved?
4. What unexpected thing happened as they tried to solve the first problem?
(Look at the title of the story!)
5. What happened in the end?

B. The original groups now separate and form different groups, so that all groups are represented in the new ones. Then, exchange your stories.

