

tce

THE CONSULTANTS-E LIMITED

Effective, Measurable & Sustainable Whole-System
Education Solutions

Who We Work With

Who We Are | What We Do | Who We Work With | Tech Strategy | Training | Insights



Robert Martínez
Online Tutor

Tech Tools for Online Teaching

THE CONSULTANTS-E LIMITED

Effective, Measurable & Sustainable Whole-System
Education Solutions

[Who We Work With](#)

[Who We Are](#)

[What We Do](#)

[Who We Work With](#)

[Tech Strategy](#)

[Training](#)

[Insights](#)



Robert Martínez
Online Tutor

Our Learning Outcomes...

By the end of this short presentation, you will have...

- ...thought about what teaching is about.

Our Learning Outcomes...

By the end of this short presentation, you will have...

- ... thought about the role technology plays in online teaching.

Our Learning Outcomes...

By the end of this short presentation, you will have...

- ... seen my top 3 tools for online teaching.



Image by OpenClipart-Vectors @Pixabay





Image by Mudasar Iqbar @Pixabay

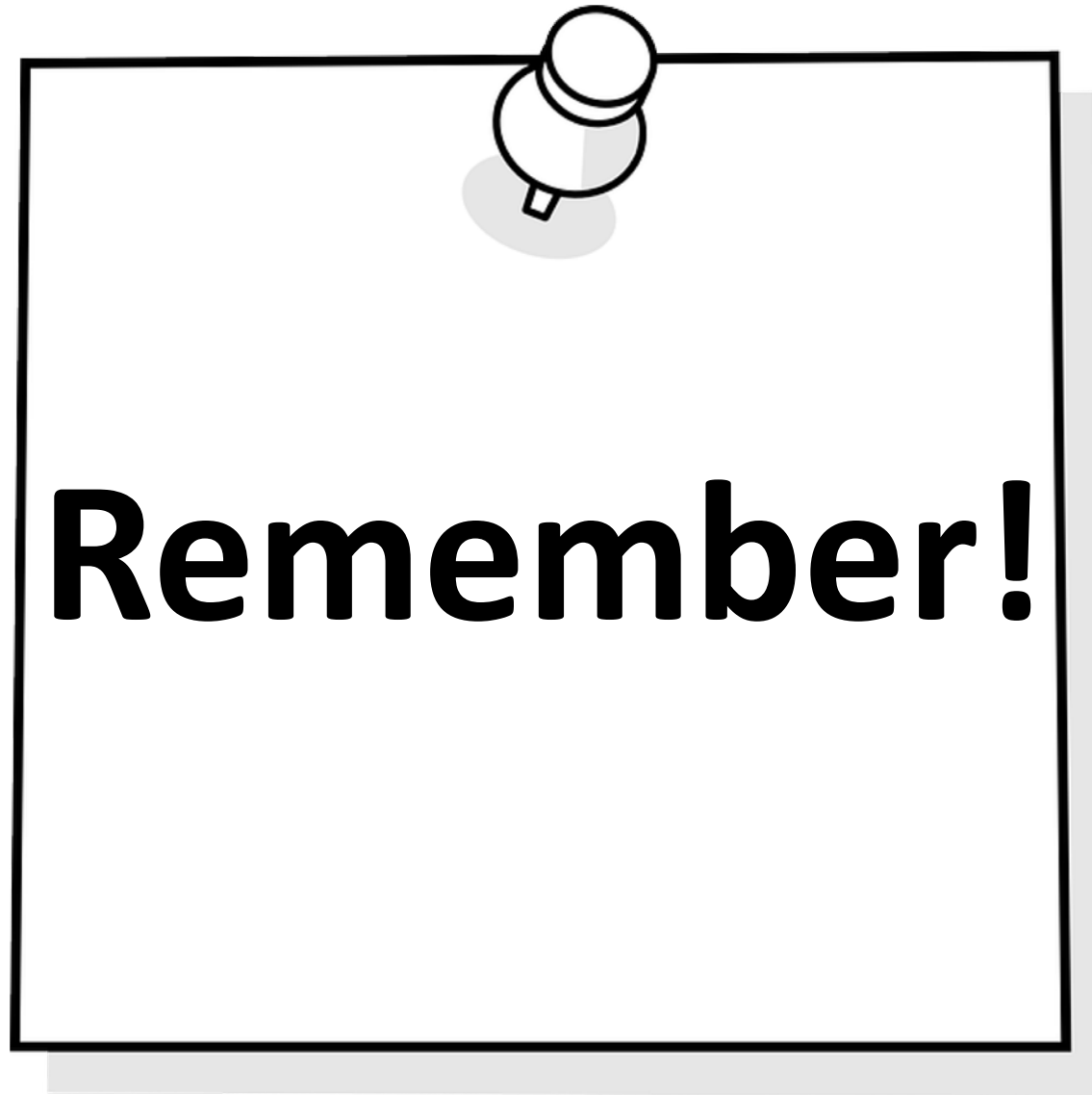


Image by OpenClipart-Vectors @Pixabay



Image by Anemone 123 @Pixabay



Image by Ciker-Vector-Free Images @Pixabay



Image by Gerd Altmann @Pixabay

**The same basic principles
for f2f teaching
apply to
online learning.**




Image by Manfred Steger @Pixabay

My Top 3



Image by mohamed hasan @Pixabay



Google Docs

Synchronous/Asynchronous

Different levels of interaction

Excellent for writing skills development

Collaboration & Communication

Creativity & Critical Thinking



Google Slides




Image by civilservicelocal @Pixabay



Google Docs

For Teaching & Learning

*Both texts come along with the idea that the environment plays a very important role in one's life.

THE IMPORTANCE OF A POSITIVE ENVIRONMENT

Have you ever thought about the society we are educating and hence, the society we are creating and heading for? In the last decade, the number of criminals has dramatically increased. Educators are gravely concerned about their **child's** futures. Can these kids be provided **with** a good upbringing and therefore, a positive environment that will aid them avoiding or at least, bringing down criminalities?

The first passage proposes some researchers **argue**, or better said, argued the fact that been a criminal is innate rather than the mere influence the environment has on oneself. Nonetheless, those studies and hypothesis are neither **claimed** nor verified. I personally feel it is senseless; if there is no evidence to claim those thoughts and studies, I can hardly see **this** point.

In contrast, the second text argues that the environment, in which an individual is brought up, does have a great impact on one's behavior and attitude, no matter his/her genes. I totally agree with this point of view. Indeed, I strongly believe that you are what you are, mostly because of what you are shown, taught and **guided through**.

In conclusion, it could be **argued** to what extent can the environment sway oneself. Nevertheless, what **it** cannot be discussed is the fact **that how important** your relationships,

[Redacted] Resolve

Nice start making the reader reflect about what's coming next.

[Redacted] Resolve

children's future
Also, educators-children's? Students' would be more appropriate unless you meant the children educators have, but then it makes it unclear.

[Redacted] Resolve



Google Docs

For Our CPD

Google Slides Teaching Presentations by Robert Martinez

These are presentations I have created over the last school year on teachers' request for them to either use as revision in class or to share with our students for them to study at home. We received very good feedback from parents on these last year and the only thing to think about is that students need to know that in order for them to be able to study them at home is that they need to watch them in PRESENTATION mode not just as they show up when you open the link.

One last thing, please feel free to copy and edit your own copies, just acknowledge the source, as a courtesy. You will notice that all the images and materials used have been given credit so I just ask the same is done with these. I really enjoy creating materials so I will keep on sharing them with you.

Due to my involvement with teacher training and language assessment with different boards I have created lots of teacher training mini videos in my [YouTube channel](#) so feel free to subscribe and share with anyone you think they may be useful for.

1. Present Simple and Adverbs of Frequency
https://docs.google.com/presentation/d/1XfUbePONqoBLj0btEbvocm0ghjtUca9Yf_mKC8w8HLE/edit?usp=sharing
2. Comparatives and Superlatives
<https://docs.google.com/presentation/d/12ChNaDjoFMgHuQG6Qa2URfWsRWKIRSRINQfWrDohE9l/edit?usp=sharing>
3. Conditionals Galore!
<https://docs.google.com/presentation/d/15aPHZz1xfKomw4liu.JSAZYNXSGC63Ybt-v2dLANWt8w/edit?usp=sharing>

<https://tinyurl.com/GSlidesTeachingPresentations>



Google Docs



Image by Arek Socha @Pixabay

Task Design

Clear outcomes

Who
What
Where
When

How Long



Google Docs

Task

Outcome: L.O. By the end of this task you will have spoken/written about your favourite sport and its rules.

Who: In pairs, tell your partner about your favourite sport.

What: Think about the rules of your favourite sport

Where: Speaking in class/Writing (research) outside class.

When: Speaking at revision stage of Modals lesson. Writing at controlled practice stage of lesson and then offline.

How long: Speaking 5min in breakout rooms.



Google Docs

Specific

Speak/write about sports and rules.

Measurable

Who, What, Where, When, How long identifiable in the process.

Achievable

Task comes at right stage in the process.

Realistic

Speak/write about THEIR favourite sports and rules.

Time-bound

Synchronous and asynchronous allowances.



Google Slides

For Teaching & Learning

Present Simple Passive

Robert Martínez

1

Discuss...

In pairs, talk
about your
favourite food.

How do you/they
make it?



Image by Mohamed_Hassan / 4606 @Pixabay

2

What's your favourite food?

My favourite food is pizza.



Image by Free-Photos @Pixabay

3

Discuss...

In pairs, talk
about how pizza is
made.

Make a list of
steps.



Image by Mohamed_Hassan / 4606 @Pixabay

4

Now watch this video and check your
steps...

5

How **is** pizza **made**?



6



Google Slides

For Teaching & Learning

What does your dad do?

Robert Martínez

M	T	W	Th	F	Sat	Sun
		1	2	3	4	5
6	7	8	9	10	11	12
13	14	15	16	17	18	19
20	21	22	23	24	25	26
27	28	29	30	31		

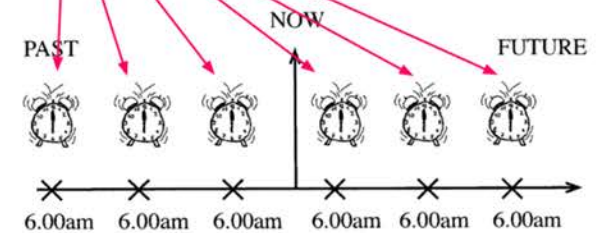
What **does** your father **do** on Saturdays?

Tell your partner 3 things he does on Saturdays.

On Saturdays, **he gets up** at 6 o'clock, **he has** a big breakfast and **he reads** books in the afternoon.

Habits & Routines

On Saturdays, **he gets up** at 6 o'clock.



What does Robert do on a typical week?

At weekends/night
 Every day/morning/evening/night
 Every Saturday/Sunday
 In the morning/afternoon/evening
 On Mondays/Tuesdays
 On Thursday mornings/Friday afternoons

M	T	W	Th	F	Sat	Sun
		1	2	3	4	5
6	7	8	9	10	11	12
13	14	15	16	17	18	19
20	21	22	23	24	25	26
27	28	29	30	31		

What does Robert do on a typical week?



First, identify the verbs in the pictures
 e.g. **He gets up**

Let's check...





Google Slides

For Our CPD

Task 3.3
Course Design
E-Moderation March 2020

TheConsultants-e.com

1

Our Initial Tasks

Before Input & Reflection

2

Platform and technical support

1. What platform or site will you use for your course?
The course will be taught using Moodle for the learning management and zoom for synchronous meeting.

Participants

4. How many participants do you expect on your course?
On average 30-40 students from same major, basic education student teachers.

5. Will you divide them into groups? How many per group?
I will be dividing the students into groups of five each, a total of 7 to 8 groups.

Logistics

7. How long is your course in total?
This course is a full semester of 12 study weeks excluding exams.

8. How many hours a week are participants expected to put in?
The course is one credit hour, and requires 2 to 4 hours of work per week.

12. Will you schedule "test weeks" to allow participants to catch up?
Yes, I will exclude the exams and study vacation and any formal holidays.

Content delivery and interaction

16. Will there be a discussion forum? What form will you use it for?
Yes, Discussion forums will be one of the main activities in the course.
The course includes topics of learning strategies and teacher competences, forums will be useful in asking each student to pick a strategy and talk about its benefits and usage other students should ask him about it.

17. Will you hold synchronous sessions? What form will these take (text, video, audio)?
Yes, Zoom sessions can help in orientation, giving feedback and making discussions among students for better student engagement.

Assessment

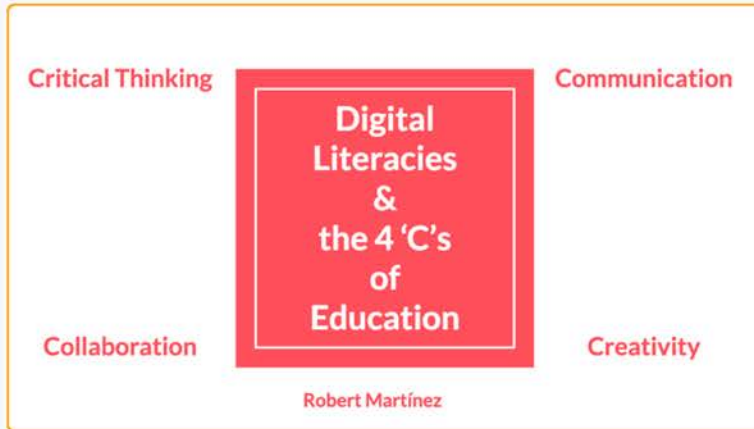
21. If this is a language course, what parts of the course will be assessed for language (e.g. writing assignments, discussion posts, participation in webinars etc.) How will these be addressed?
If it is not a language course, it is teacher preparation course, it is a good idea to ask the student teachers to do some microteaching and video-record himself performing against the video and ask the students to discuss his teaching.

3



Google Slides

For Our CPD



1

'Digital Tools permeate, more and more, every aspect of both our personal and professional lives. Let's see how **Communication, Collaboration, Creativity** and **Critical thinking** (the 4 Cs!) are enhanced by an informed approach to a technology integrated classroom'.

2

Learning Outcomes

By the end of this session you will...

... have been briefly exposed to Digital Literacies and what they are.

3

Learning Outcomes

By the end of this session you will...

... have seen examples of DLs which closely relate to the 4 Cs.

4

What you need for this session...

- ★ A mobile device with an internet connection
- ★ Kahoot free app




Image by JESHOOOTS-COM from Pixabay

5

Ready?



Image by mohamed_hassan from Pixabay

6



Google Forms

For Teaching & Learning

Self-grading
Report generation
Results
Recyclable




Image by OpenClipart-Vectors @Pixabay



Google Forms

The screenshot shows the Google Forms settings dialog box with several yellow arrows pointing to specific elements:

- A vertical arrow points to the **Settings** title.
- A vertical arrow points to the **General** tab.
- A horizontal arrow points to the **Quizzes** tab.
- A vertical arrow points to the **Make this a quiz** toggle switch.
- A horizontal arrow points to the **Immediately after each submission** radio button under **Release grade**.
- A horizontal arrow points to the **Missed questions** checkbox under **Respondent can see**.
- A vertical arrow points to the **Save** button at the bottom right of the dialog.
- A vertical arrow points to the **Settings** gear icon in the top right corner of the form editor.



Google Forms



For Our CPD

The Benefits of Learning Technologies

LTs can help teachers make work lighter in many ways.

* Required

Digital tools like Google Forms can help you... *

2 points

- Create quizzes and surveys which collect information on student performance.
- Reduce the amount of marking as the quizzes can self-grade.
- Recycle quizzes and surveys created repeatedly.
- All of the above.

What are the benefits of immediate feedback on performance? *

2 points

- Students can see where they are doing well and this gives them a sense of achievement and this motivates them to learn.
- When they get the wrong answer, seeing the answer and a short explanation allows them to focus on the issue before trying again.
- Uncertainty and anxiety levels are reduced as feedback is available as the activity takes place.
- All of the above.

Submit

<https://tinyurl.com/LearningTechQuiz>



Google Forms

YL Classroom Management Galore 1

This quiz is designed to help you revise and consolidate your knowledge of Classroom Management Techniques so that they're always fresh in your head! Remember that there is not one-size-fits-all solution and many of the rules and techniques in the quiz may need to be adapted in relation to your context (class, school, level, age, etc.).

* Required

Email address *

Your email

Part 1 - Rules and Routines



1 Classroom routines are important because... *

1 point

- They give a sense of security to the students during the different stages of the lesson.
- Students feel that they know what is coming and feel secure about the procedures.
- They serve to manipulate the class.

2 When implementing classroom routines... *

1 point

For Our CPD



Image by Athree23 @Pixabay

**Don't use technology that you don't
have a basic understanding of.**



Image by Gerd Altmann @Pixabay

Treat the use of technology as you would planning any lesson.



Image by mohamed Hsan @Pixabay

Always think of what the students
get out of the lesson when you bring
technology in.

food for thought...




Image by OpenClipart-Vectors @Pixabay

Food for thought...

- What are my learning outcomes for this lesson?
- How is this tool enhancing my lesson/supporting my LOs?
- How much have my students done outside the lesson in preparation for this lesson?
- How much are they doing individually/in pairs/groups/interaction?
- How can I put them at the centre of this activity?
- Who will be using the tool? When? Why? Can they?
- How can this tool foster learning/collaboration?

Image credits

- All images taken from Pixabay following the recommended acknowledgement style: Image by+author+@Pixabay
- Time lines from Concept Questions and Time Lines by Graham Workman.
- All action visuals taken from Pictures of Tenses by Mark Fletcher and Richard Munns.

Teaching Live Online

Key Information



The course will help you develop the range of skills needed to teach live online classes via videoconferencing.

Dates & Fees

- next start date: April 2020
- course length: 20 days | 15 hours

Future Dates

- 20 Apr – 09 May 2020
- 08 Jun – 27 Jun 2020



www.theconsultants-e.com/teaching-live-online/