

## Dominoes: Words & Pictures

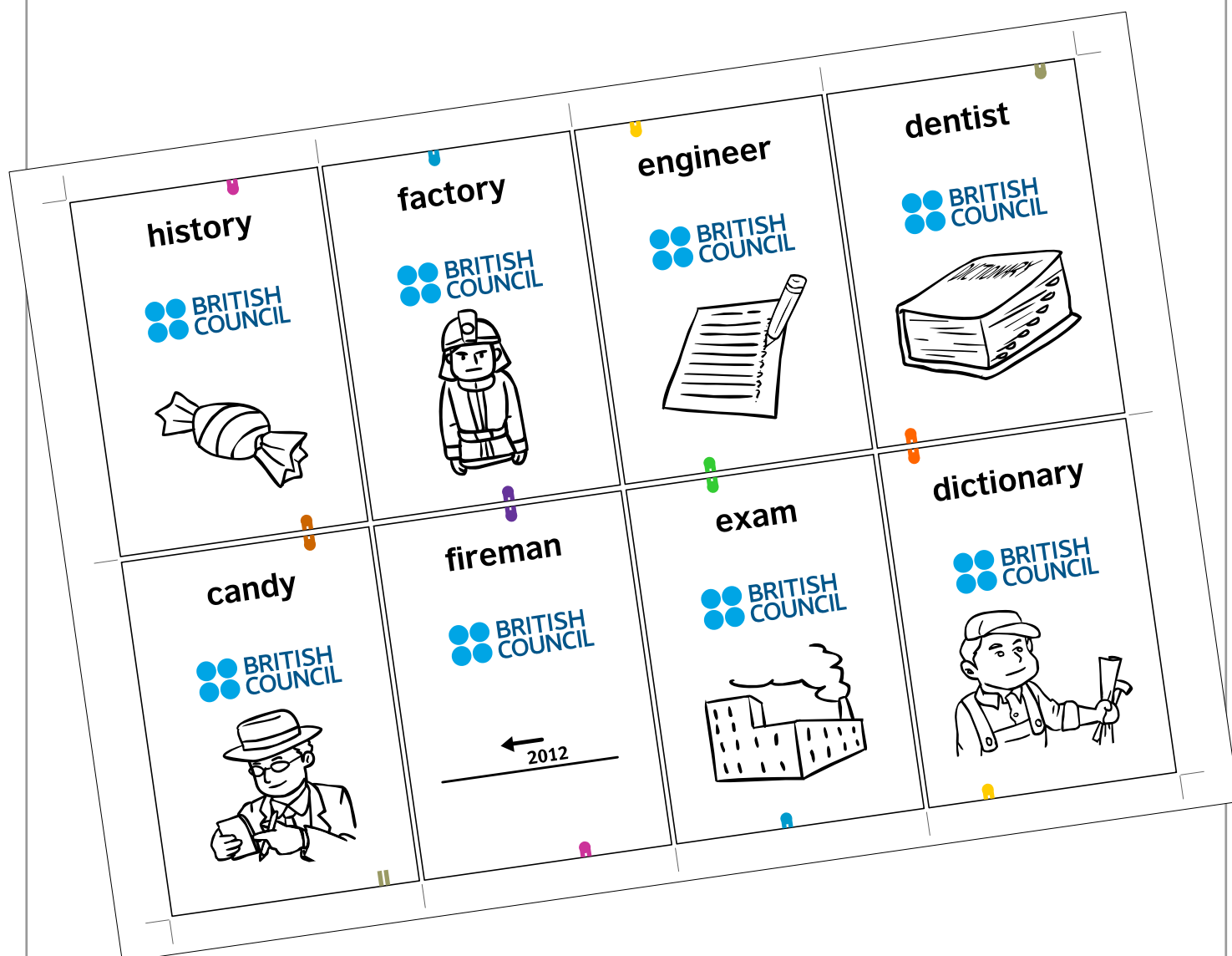
Test your spelling with our Words & Pictures dominoes matching game. You can use them as a fun warm up, filler or cooler activity.

There are 112 words and pictures (8 per A4 sheet) to match and test yourself or your students with.

If you only have a short time, then print out half of the cards and cut out the dominoes. If you have more time, why not print and cut out all the domino cards.

### Objective

Match the correct spelling to the picture.



## How to play

### Playing alone

Shuffle the dominoes and place them face up on the table so you can see them all clearly.

Select one domino and place it in the middle of the table. This is the target domino.

Try to find the matching spelling on another domino and place it next to the correct picture on the target domino. Then, find the matching picture on another domino and place it next to the spelling on the target domino.

Now you can match two more dominoes to the new image and spelling at the end of the line of dominoes.

Continue until you have matched all the dominoes.

To help you we have added match-marks so you can see if a spelling matches the picture.

### Playing in a group

Shuffle the dominoes and place them face down on the table so you can't see what is on them.

Share the dominoes out equally among the players.

One person selects a domino and places it in the middle of the table. This is the target domino.

The first player tries to find either a matching spelling or picture on one of their dominoes and place it next to the picture spelling on the target domino. If they do not have a matching spelling or image, they tap on the table and miss a turn. Then it is the next player's turn.

Each time a new domino is added, a new word or picture becomes available to match.

Continue playing until one player has used all their dominoes. They are the winner! If you don't use all the dominoes in the game, the person with the fewest dominoes left when no one else can go, is the winner.

To help you (and avoid any arguments) we have added match-marks so you can see if a phonetic spelling matches the real spelling.

### Ideas

Practise spelling the word out loud when matching the cards together. Look at the real spelling for help. Try to sound out all the symbols.

Why not time yourself and see what's the fastest time you can match all the dominoes?


**cooker**



**chopsticks**




**butter**




**pilot**



**flour**



**cook**



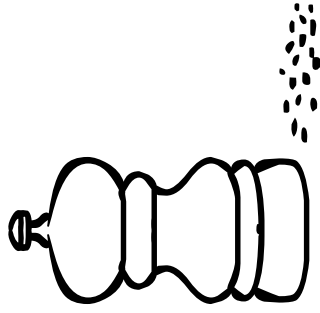
**chocolate**




**biscuit**




octopus




pepper



knife



meal




ice




jam



fork



glass




sweet




geography



spoon



sugar



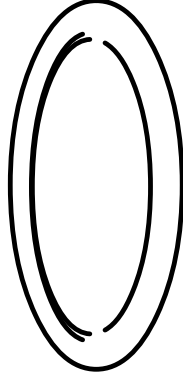
restaurant



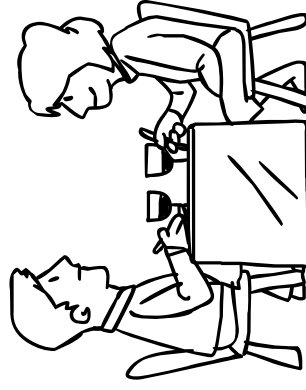
snack




pizza




plate



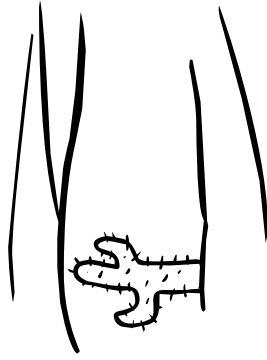
far




astronaut




bridge



cookie



waiter



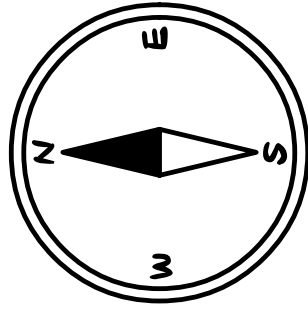
taste



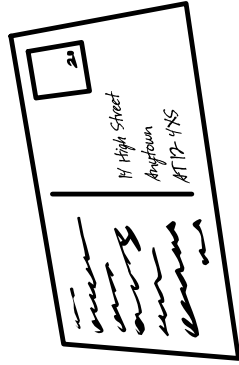
waiter



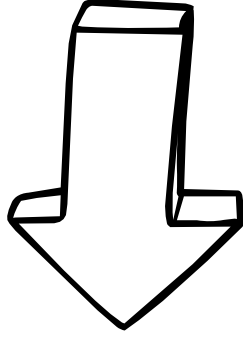
pyramid



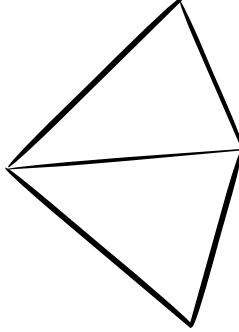
north



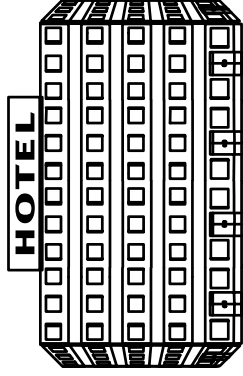
leave




left



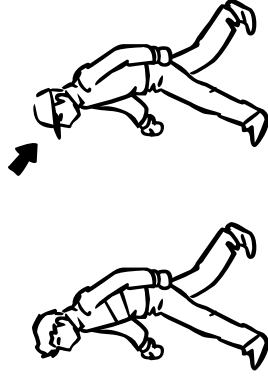
kilometre



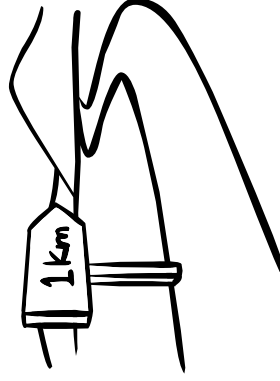
hotel



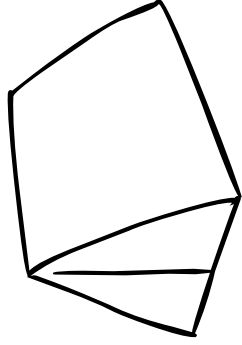
desert




follow



taxi



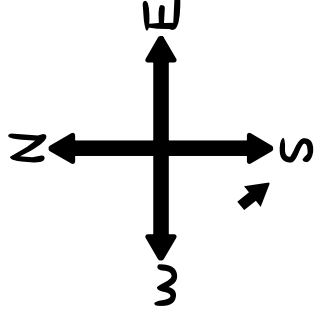
station




tent



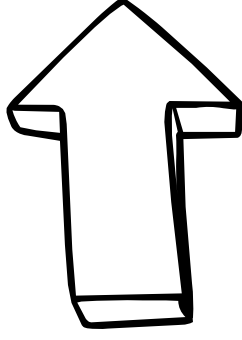
theatre




south



postcard




right

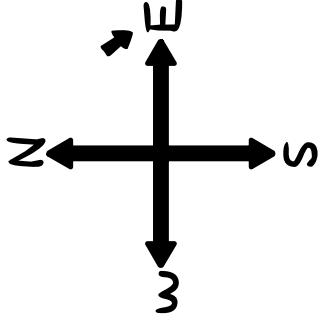




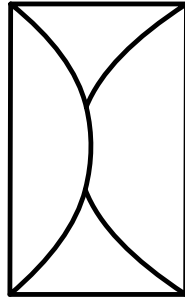
diary




west



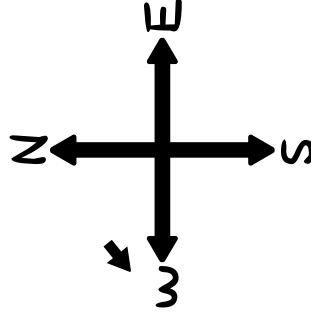
comb



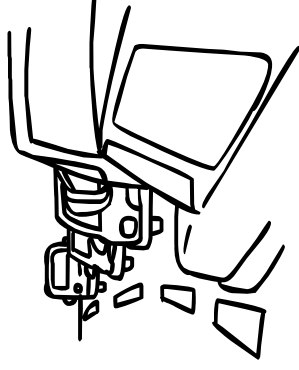
turn



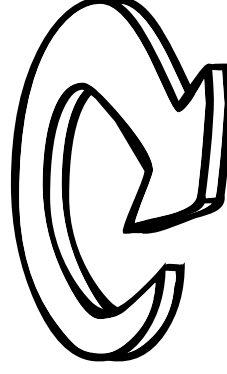
university




camp




traffic




soap



telephone




scissors




shelf



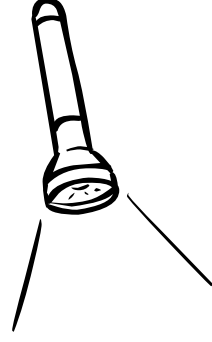
fridge



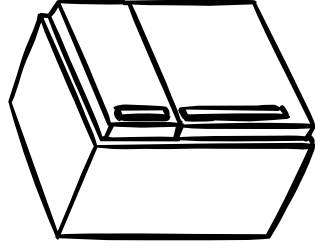
magazine




envelope



flashlight




footballer



glove



shorts




finish




teach




cave



toilet



torch



soccer

BRITISH COUNCIL



volleyball

BRITISH COUNCIL




sledge

BRITISH COUNCIL




player

BRITISH COUNCIL



husband

BRITISH COUNCIL



whistle

BRITISH COUNCIL




team

BRITISH COUNCIL




married

BRITISH COUNCIL




**businessman**



**artist**



**wife**




**single**



Mr J S Smith




**businesswoman**



**business**




**actor**




**surname**



history




factory




engineer



dentist




candy




fireman




exam




dictionary




journalist



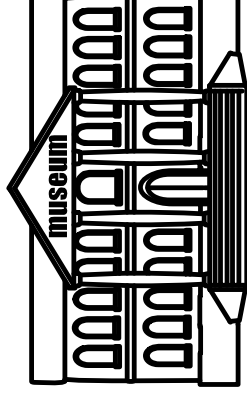
language



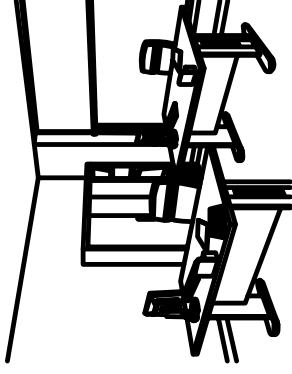
mechanic




money



museum



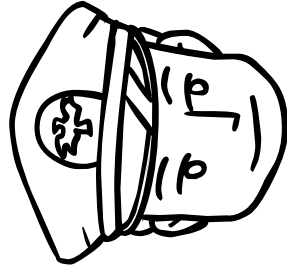
office



painter



photographer





science





Y

singer



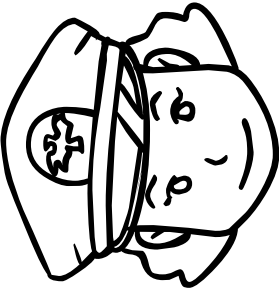

Y

secretary



Y

policeman



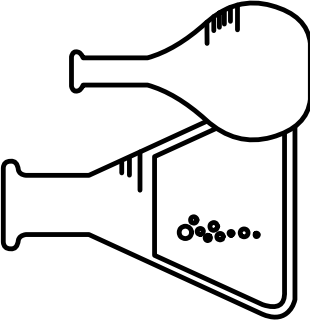

Y

student



Y

remember




Y

sell



Y

policewoman



Y