

Teacher pathways: Planning lessons and courses

Theme workbook

Your reflective journal
and additional resources



Foreword

We're delighted you've chosen to continue your professional development with TeachingEnglish. We know that as a teacher, it's not always easy to find time in the day for your own learning. That's why we've created this workbook to help you get the most out of TeachingEnglish resources. It will help you make sure that the time you spend on your professional development has the biggest impact in your classroom and for your career.

We're delighted that you've chosen to boost your skills in [Planning lessons and courses](#). Here you'll find an overview of the theme, recommended learning materials, places to reflect and support for applying new ideas to your teaching practice.

You can use this workbook in different ways – keep handwritten notes, save and update it on your device, or print it. Do what works for you. We hope you find it beneficial.

The TeachingEnglish team.



Contents

Foreword.....	02
Planning lessons and courses.....	04
Self-assessment test.....	05
Your learning goals.....	07
Resources.....	08
Your learning – training courses.....	10
Your learning – webinars and live events.....	12
Your reflections and next steps.....	14



Planning lessons and courses

1. What does Planning lessons and courses involve?

Planning single lessons and longer courses involves defining aims and learning outcomes that meet learners' needs and the course objectives and selecting and developing engaging activities, resources and materials which correspond to the aims of the lesson. It also involves dividing lessons into stages, planning board work, selecting and describing interaction patterns for different activities during the lesson and planning for differentiated learning.

2. What else do you need to consider in order to plan effective lessons and courses?


Planning lessons and courses includes thinking about problems that might happen during the lesson and planning how to respond to these. It also involves describing how learners' understanding will be checked or assessed and describing when and how feedback will be provided. It is important to be able to describe how a lesson is linked to the ones before and after it, plan a broad outline for a sequence of lessons (including the recycling of learning content) and reflect on the approach and effectiveness of lesson planning.

3. Which elements of Planning lessons and courses are most useful in your context? Why?

The most useful elements of Planning lessons and courses in my context are...

4. How will developing your skills in planning lessons and courses help your learners?

Learning how to plan effective lessons and courses will help my learners by...



Self-assessment test

How can you start developing your understanding of different elements of Planning lessons and courses?

Reflecting on how well you plan lessons and courses at the moment is an important starting point. The way that you plan the different stages, materials you will use and assessment might be different depending on whether you are teaching face-to-face or remotely and according to the type of technology you have available.

Use the self-assessment test below to evaluate your strengths and areas of development.

1. I help my learners develop learning strategies in my lessons.



2. I differentiate my lessons to respond to the needs of all my learners and provide them with an appropriate level of challenge and support.



3. I plan a connected sequence of lessons for a month, term or year.




4. I use learner feedback to improve my lesson planning.



5. I create lesson aims and learning outcomes that meet my learners' needs and the course objectives.



6. I divide lessons into coherent stages including feedback with realistic estimates of timing.



Scoring

Add up the points for each question based on your selected answer:

One star: 1 point

Two stars: 2 points

Three stars: 3 points

Four stars: 4 points

Five stars: 5 points

My total is:

Interpretation

6 points	We think the teacher pathway will help you to develop your understanding of Planning lessons and courses. Try the quiz again after you've followed it to see your progress.
7-18 points	You have a good awareness of Planning lessons and courses. Follow the teacher pathway with us and join our TeachingEnglish activities. Come back to the quiz to see what you've learnt.
19-24 points	You have a solid understanding of Planning lessons and courses in your context. Which section would you like more help in from the teacher pathway?
25-30 points	Planning lessons and courses champion! You are already integrating this knowledge in your teaching. Share your knowledge and skills with other teachers in our TeachingEnglish community.



Your learning goals

Consider your strengths and areas of development in Planning lessons and courses. Refer to the self-assessment test to identify areas of development.

What are your strengths?

My strengths in Planning lessons and courses are...

What areas do you need to develop?

I need to develop...

How are you going to develop?

I am going to...



Resources

Below you will find a selection of resources to develop your understanding and application of Planning lessons and courses. Use the questions in the box to guide your learning and the check boxes to keep track of which resources you have used.

1. How can you help your learners develop learning strategies in your lessons?
2. How can you differentiate your lessons to respond to the needs of all your learners and provide them with an appropriate level of challenge and support?
3. How can you plan a connected sequence of lessons for a month, term or year?
4. How can you use learner feedback to improve your lesson planning?
5. How can you create lesson aims and learning outcomes that meet your learners' needs and the course objectives?
6. How can you divide lessons into coherent stages including feedback with realistic estimates of timing?

Type	Resource description (tap/click to open)	Used?
Use	Planning lessons and courses self-study booklet	<input type="checkbox"/>
Listen	How raising student learning outcomes can benefit education systems	<input type="checkbox"/>
Listen	How can we use the creative arts to teach English?	<input type="checkbox"/>
Read	How to differentiate tasks in the classroom	<input type="checkbox"/>
Read	Course planning	<input type="checkbox"/>
Read	Throwing them in at 'the deep end'	<input type="checkbox"/>
Read	Product-oriented syllabus	<input type="checkbox"/>
Read	Process-oriented syllabus	<input type="checkbox"/>
Read	Which syllabus: The traditional and the holistic syllabus	<input type="checkbox"/>
Read	Syllabus writing	<input type="checkbox"/>



Read	Getting student feedback	<input type="checkbox"/>
Read	Outcomes	<input type="checkbox"/>
Read	Negotiated objectives	<input type="checkbox"/>
Read	Overcoming coursebook constraints	<input type="checkbox"/>
Read	Lesson planning	<input type="checkbox"/>
Read	Course planning	<input type="checkbox"/>
Read	How can I make sure my class is truly communicative?	<input type="checkbox"/>
Read	Communicative writing for the ELT classroom	<input type="checkbox"/>
Watch	Strategies for teaching learners at different levels	<input type="checkbox"/>
Watch	How to focus on differentiation in your teaching	<input type="checkbox"/>
Watch	Three webinars - Planning lessons and courses	<input type="checkbox"/>
Watch	Discussion activities for teaching English	<input type="checkbox"/>

What did you learn from the resources above?

I learnt....

What will you change in your teaching?

I am now going to....



Your learning – training courses

Visit the [training pages](#) on TeachingEnglish to see what courses are open at the moment.

Plan

Decide which training course(s) you will do and how they could help your knowledge and/or understanding of Planning lessons and courses.

Which training course(s) will you do?

How will the training course(s) help you develop your understanding and application of Planning lessons and courses?

Reflect

After doing the course(s), reflect on which ideas or strategies you learnt and how these will help your learners.

What new teaching ideas or strategies are you going to try?



How will the teaching ideas or strategies help your learners?


Revisit

After trying the new teaching ideas or strategies, reflect on how your learners responded to them and what you are going to do next.

How did your learners respond to the new ideas or strategies?

What are you going to do next?

Share what you learnt with the TeachingEnglish community in the comments section on TeachingEnglish or in the Facebook [Courses for teachers community](#).



Your learning – webinars and live events

Find out what webinar and other live events are happening connected to the theme of Planning lessons and courses on the [webinar page](#) on TeachingEnglish or on our [Facebook page](#). If you miss an event or can't attend live, don't worry! You can also watch recordings of sessions from past events.

Plan

Decide which event(s) you will attend or watch and how it will help your knowledge and/or understanding of Planning lessons and courses.

Which event(s) will you attend?

How will the event(s) help you develop your understanding and application of Planning lessons and courses?

Reflect

After attending the event(s), reflect on which ideas or strategies you learnt and how these will help your learners.

What new teaching ideas or strategies are you going to try?



How will the teaching ideas or strategies help your learners?

Revisit

After trying the new teaching ideas or strategies, reflect on how your learners responded to them and what you are going to do next.

How did your learners respond to the new ideas or strategies?

What are you going to do next?

Share what you learnt with the TeachingEnglish community in the comments section on TeachingEnglish or on the [Facebook page](#).



Your reflections and next steps

Consider how developing your understanding of Planning lessons and courses has changed over the last few weeks. Read back on your notes and reflect on what you have learnt from attending different training courses and events and accessing different resources. What will you do differently in your professional context now?

Developing my understanding of Planning lessons and courses has helped me by...

I've tried... in my professional context

I'm going to continue doing... because

I want to continue working on...because



Well done — you’ve developed the professional practice of Planning lessons and courses. We hope you’ve found this teacher pathway workbook useful. Continue your learning with us by exploring other resources, joining another teacher training course and attending more webinars and live events.

Explore our [framework for teacher knowledge and skills](#) for inspiration, support and resources.

Learn more about other free teacher training courses with TeachingEnglish on our [training pages](#).

Register for more of our [webinars](#).

Keep up to date with other live events by following us on [Facebook](#).

