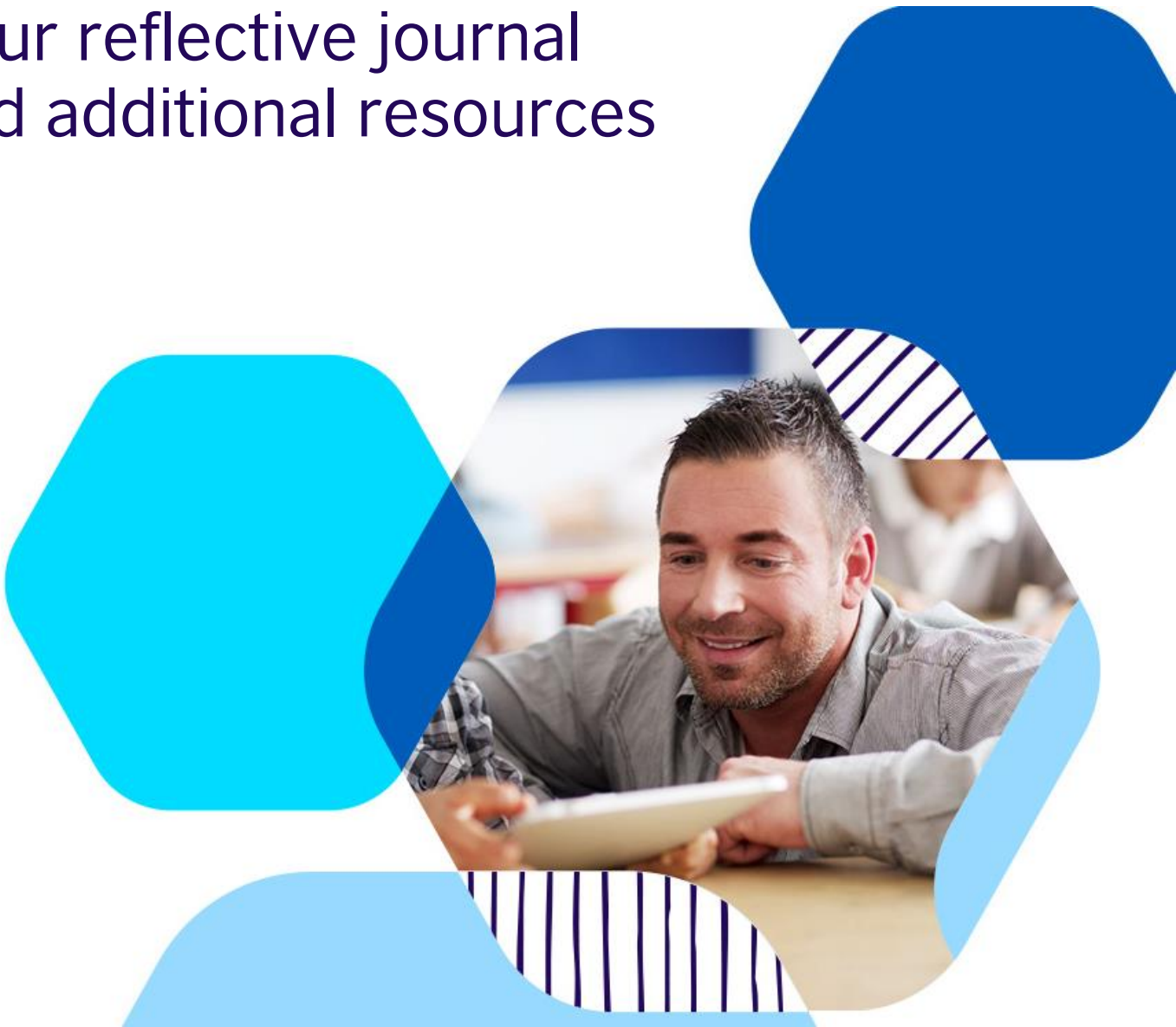


How to teach vocabulary

Workbook

Your reflective journal
and additional resources



Foreword

We're delighted you've chosen to continue your professional development with TeachingEnglish training and look forward to learning with you over the coming weeks.

In this workbook you'll find additional learning materials to complement your course, places to note ideas of interest, encouragement and guidance in applying them within your teaching practice. Whether you prefer to save and update it on your device, to keep handwritten notes, or use it as a prompt for your on-the-go reflection, do what works for you. We hope you and your learners find it beneficial.

If you haven't signed up for the free course, go to [the course training page](#) to enrol.

Happy learning.

The British Council open learning team.



Contents

Foreword.....	02
Your learning goals, your course.....	04
Your learning tools.....	05

Module 1: Understanding vocabulary

Overview and additional learning resources.....	06
Your learning: Notes, plans and reflections.....	08

Module 2: Engaging with vocabulary – recording and recycling

Overview and additional learning resources.....	10
Your learning: Notes, plans and reflections.....	12

Module 3: Engaging with vocabulary teaching

Overview and additional learning resources.....	13
Your learning: Notes, plans and reflections.....	16
Your action plan.....	17



Your learning goals, your course

Help your learners notice, record, recycle and use new vocabulary more confidently with engaging, classroom activities.

During this TeachingEnglish training, you'll engage with learning content in four modules, supported by extra learning content in our Facebook community. You'll find practical support and encouragement from course tutors and other members of the [British Council courses for teachers global learning community](#) as you work to introduce new teaching ideas within your classroom.

Just as every classroom is unique, so is your learning journey. Ensure you're heading in the right direction by reflecting upon and noting your reasons for taking this course and learning goals. Keeping these in mind will help you focus on the most beneficial content and discussions for you.

Your goals and reasons for learning

Introduce yourself and your learning goals by replying to [the welcome post](#).



Your learning tools

Online learning modules

After completing the introductory Getting started module, work through three modules, each exploring a different area of teaching and learning. Involving an average of 12 hours of study, this course blends theory, practical teaching suggestions and case studies that explore new ways of teaching. Repeat, return to and review activities as often as you like before the end of your course. Learn how to access the online learning modules by visiting the [courses page on TeachingEnglish](#).

Courses for teachers community

Join course tutors and other educators working on their professional development in our supportive, Facebook-based learning community. Gain access to a wide selection of additional learning resources and engage in developmental discussions while getting the support and encouragement you need to successfully bring ideas from the course into your classroom. Access all the discussions and content related to your specific course in the [Guides section](#) on the [community Facebook page](#).

Workbook

Use this workbook to record useful course and community content, questions you'd like to ask in the community, links to resources, or to note ideas from any of the extra resources or recorded events. Save a version online or print the workbook - or both.

Extra resources and recorded events

Access extra resources and recorded events through the links in this workbook. Search [TeachingEnglish](#) for other resources and more recorded events about teaching vocabulary.



Module 1: Understanding vocabulary

Overview


The aim of this module is to explore major aspects of vocabulary, including form, meaning and use, and relate these to teaching and learning.

By the end of this module, you'll be able to:

- explain concepts used to describe aspects of vocabulary
- explain some of the factors which lead to vocabulary errors by learners
- identify activities to use for error correction
- select activities to use to make vocabulary learning memorable.

Further reading, teaching, and learning resources

Type	Resource description (tap/click to open)
Use	Activity involving defining words and encouraging students to use their creativity and imagination
Use	Cambridge learner's dictionary
Use	Collins online dictionary
Use	Oxford learner's dictionary
Use	Longman dictionary of contemporary English online
Use	Lesson plan for secondary learners to develop their dictionary skills
Use	Classroom activities that focus on collocation
Listen	Radio programme with ideas for making vocabulary teaching interesting
Listen	Radio programme with advice on ways of introducing and teaching vocabulary
Read	Article about what it means to know a word
Read	Article about ways to present and teach vocabulary



Read	Article explaining what the lexical approach looks like - part 1
Read	Article explaining what the lexical approach looks like - part 2
Read	Article with principles and techniques for correcting errors
Read	An overview of collocation as a key area for advanced level students
Read	Delexicalised verbs and the problems they create for learners
Watch	Video with ideas for correcting errors, including lexical errors
Watch	Webinar focused on fun, useful, meaningful lexis for young learners



Your learning

Which new ideas in Module 1 are most useful for you? Note them here together with any questions you'd like to ask in the [British Council courses for teachers learning community](#).

Describe three things you learned from...

Your online module

Resources you found and discussions in the course community

Extra resources and recorded events



Plan it

Describe one thing you will change in your teaching. Why have you chosen it?

What problems might happen when you try to make this change?

What could you do to solve those problems?

Share your plans in the Facebook community [in this post](#).

Teach it

Try it out and come back here to reflect on the experience. What did you learn?

Share your reflections in the Facebook community [in this post](#).



Module 2: Engaging with vocabulary – recording and recycling

Overview


The aim of this module is to outline ways of helping learners to record and recycle vocabulary, while at the same time building their skills and encouraging autonomy.

By the end of this module, you'll be able to:

- evaluate a range of methods and techniques that help learners remember, organise and record vocabulary
- evaluate a range of activities for recycling vocabulary
- identify activities which develop the learners' vocabulary skills and encourage greater autonomy
- plan the stages of a recycling activity taking into account a range of factors which promote learning.

Further reading, teaching, and learning resources

Type	Resource description (tap/click to open)
Use	Help learners record vocabulary with lexical notebooks
Use	Activity for primary to recall vocabulary in a motivating and memorable way
Use	Lesson idea for A2-B2 on recording vocabulary related to snacks
Use	App to help learners create and manage their own vocabulary lists
Read	Article presenting ideas on how to help learners remember vocabulary
Read	Article on the importance of recycling lexis
Watch	Webinar evaluating word lists for language learning and teaching
Watch	Webinar discussing how to develop vocabulary teaching skills



Your learning

Which new ideas in Module 2 are most useful for you? Note them here together with any questions you'd like to ask in the [British Council courses for teachers learning community](#).

Describe three things you learned from...

Your online module

Resources you found and discussions in the course community

Extra resources and recorded events



Plan it

Describe one thing you will change in your teaching. Why have you chosen it?

What problems might happen when you try to make this change?


What could you do to solve those problems?

Share your plans in the Facebook community [in this post](#).

Teach it

Try it out and come back here to reflect on the experience. What did you learn?

Share your reflections in the Facebook community [in this post](#).



Module 3: Engaging with vocabulary teaching

Overview

The aim of this module is to explore ways of presenting new vocabulary in the classroom. The module considers what is involved in learning new words, how to select words to teach, and a range of methods and techniques for presenting vocabulary that take into account an inclusive multisensory approach.

By the end of this module, you'll be able to:

- describe aspects of vocabulary that learners need to know
- use a range of techniques to express meaning when presenting new vocabulary
- evaluate a range of methods and techniques for presenting vocabulary
- use further techniques to express meaning, which take into account an inclusive, multisensory approach
- evaluate a range of methods and techniques for presenting vocabulary.

Further reading, teaching, and learning resources

Type	Resource description (tap/click to open)
Use	Activity to revise, present, and test vocabulary in a fun way
Use	Activity for primary for recalling vocabulary in a motivating and memorable way
Use	Lesson plan for teenagers (A2) with lexis for famous places in London
Use	Lesson plan for teenagers with vocabulary about Christmas
Use	Teaching vocabulary poster with vocabulary activities
Read	Article looking at teaching and presenting vocabulary
Read	Activities for vocabulary teaching for different ages and levels



Read	Article explaining how to use search engines to organise and select text for teaching
Read	Article with practical steps to help learn lexis
Read	Article with advice about how we can help our learners with delexicalised verbs
Read	Using lexical notebooks and word cards to record and recycle vocabulary
Read	Article with ways to improve learners' abilities to explore, store and use vocabulary
Watch	Webinar giving practical strategies for building vocabulary through reading



Your learning

Which new ideas in Module 3 are most useful for you? Note them here together with any questions you'd like to ask in the [British Council courses for teachers learning community](#).

Describe three things you learned from...

Your online module

Resources you found and discussions in the course community

Extra resources and recorded events



Plan it

Describe one thing you will change in your teaching. Why have you chosen it?

What problems might happen when you try to make this change?

What could you do to solve those problems?

Share your plans in the Facebook community [in this post](#).

Teach it

Try it out and come back here to reflect on the experience. What did you learn?

Share your reflections in the Facebook community [in this post](#).



Your action plan

Make an action plan focused on applying learning from this the course. Complete any sentences that help you do this. Come back and reflect on what happened in class.

In the next two weeks, I am going to...

Over the next two months, I'm going to...

Before the end of the school year, I'm going to...

Next school year, I want to...



Well done — you’ve made it to the end of the course! We hope you’ve found it useful, and you’ll join us on another very soon.

Learn more about other free teacher training courses with the British Council at: <https://www.teachingenglish.org.uk/training>

Explore our framework for teacher knowledge and skills for inspiration, support and materials: <https://www.teachingenglish.org.uk/professional-development/teachers>

