

How to teach pronunciation

Workbook

Your reflective journal and
additional resources



Foreword

We're delighted you've chosen to continue your professional development with TeachingEnglish training and look forward to learning with you over the coming weeks.

In this workbook you'll find additional learning materials to complement your course, places to note ideas of interest, encouragement and guidance in applying them within your teaching practice. Whether you prefer to save and update it on your device, to keep handwritten notes, or use it as a prompt for your on-the go reflection, do what works for you. We hope you and your learners find it beneficial.

Happy learning.

The British Council open learning team.



Contents

Foreword..... 02

Your learning goals, your course..... 04

Your learning tools.....05

Module 1: Understanding pronunciation

Overview and additional learning resources.....06

Your learning: Notes, plans and reflections.....08

Module 2: Engaging with pronunciation – individual sounds

Overview and additional learning resources.....10

Your learning: Notes, plans and reflections.....12

Module 3: Engaging with pronunciation – techniques and activities

Overview and additional learning resources..... 14

Your learning: Notes, plans and reflections..... 16

Your action plan..... 18



Your learning goals, your course

Increase your understanding of phonology and your ability to support learners with effective pronunciation activities in the classroom.

During this TeachingEnglish training, you'll engage with learning content in four modules, supported by extra learning content in our Facebook community. You'll find practical support and encouragement from course tutors and other members of the British Council courses for teachers global learning community as you work to introduce new teaching ideas within your classroom.

Just as every classroom is unique, so is your learning journey. Ensure you're heading in the right direction by reflecting upon and noting your reasons for taking this course and learning goals. Keeping these in mind will help you focus on the most beneficial content and discussions for you.

Your goals and reasons for learning



Your learning tools

Online learning modules

After completing the introductory Getting started module, work through three modules, each exploring a different area of teaching and learning. Involving an average of 12 hours of study, this course blends theory, practical teaching suggestions and case studies that explore new ways of teaching. Repeat, return to and review activities as often as you like before the end of your course. Learn how to access the online learning modules by visiting the [courses page on TeachingEnglish](#).

Courses for teachers community

Join course tutors and other educators working on their professional development in our supportive, Facebook-based learning community. Gain access to a wide selection of additional learning resources and engage in developmental discussions while getting the support and encouragement you need to successfully bring ideas from the course into your classroom. Access all the discussions and content related to your specific course in the [Guides section](#) on the [community Facebook page](#).

Workbook

Use this workbook to record useful course and community content, questions you'd like to ask in the community, links to resources, or to note ideas from any of the extra resources or recorded events. Save a version online or print the workbook - or both.

Extra resources and recorded events

Access extra resources and recorded events through the links in this workbook. Search [TeachingEnglish](#) for other resources and more recorded events about teaching pronunciation.



Module 1: Understanding pronunciation

Overview

The aim of this module is to explore the sound system of English and the way sounds function within it. The module also looks at how to describe the key aspects of pronunciation and relate these to the teaching of pronunciation.

By the end of the first unit of this module, you will be able to:

- explain the key concepts used in describing the different elements of pronunciation
- recognise sounds and phonemes, with the help of the British Council's phonemic chart

Further reading, teaching, and learning resources

Type	Resource description (tap/click to open)
Use	An activity to help students with sound discrimination
Use	An activity to practise discrete vowel sounds
Use	Posters to support pronunciation activities
Use	Ideas for using the phonemic chart in class
Watch	A video of two teachers offering contrasting views on use of the phonemic chart.
Read	An article about young learners and the phonemic chart
Read	An article about global English and the teaching of pronunciation



Watch	A seminar about using proprioception as a guiding principle in language learning.
Watch	A video with advice about how to teach stress and intonation.
Read	An article about the neglect of teaching pronunciation.



Your learning

Which new ideas in Module 1 are most useful for you? Note them here together with any questions you'd like to ask in the [British Council courses for teachers learning community](#).

Describe three things you learned from...

Your online module

Discussions and resources shared here and in the course community

Extra resources and recorded events



Plan it

Describe one thing you will change in your teaching. Why have you chosen it?

What problems might happen when you try to make this change?

What could you do to solve those problems?

Teach it

Try it out and come back here to reflect on the experience. What did you learn?



Module 2: Engaging with pronunciation – individual sounds

Overview


The aim of this module is to help you to prevent and correct your students' individual sound problems that are relevant to your context. You will experience and evaluate a range of activities designed to practise problematic sounds.

By the end of this module, you'll be able to:


- identify the individual sounds of English that are most difficult for your learners to pronounce
- use a range of activities to give your learners practice in pronouncing problematic individual sounds
- use effective techniques to prevent poor pronunciation of individual sounds from developing
- use effective techniques to correct mispronunciation of individual sounds.

Further reading, teaching, and learning resources

Type	Resource description (tap/click to open)
Use	Lesson plan for tongue twisters
Read	An article about connected speech with advanced learners
Watch	A plenary session about intonation in English language teaching.
Watch	A video with advice about how to teach individual sounds



Watch	A seminar about the articulatory approach to teaching pronunciation.
Watch	A seminar about teaching individual sounds
Read	An article about integrating pronunciation into classroom activities



Your learning

Which new ideas in Module 2 are most useful for you? Note them here together with any questions you'd like to ask in the [British Council courses for teachers learning community](#).

Describe three things you learned from...

Your online module

Discussions and resources shared here and in the course community

Extra resources and recorded events



Plan it

Describe one thing you will change in your teaching. Why have you chosen it?

What problems might happen when you try to make this change?

What could you do to solve those problems?

Teach it

Try it out and come back here to reflect on the experience. What did you learn?



Module 3: Engaging with pronunciation – techniques and activities

Overview


The aim of this module is for you to understand how to integrate pronunciation practice in the classroom. The module looks at various aspects of pronunciation including stress, intonation and features of connected speech. You'll experience and evaluate activities, and plan how to integrate pronunciation activities with other aspects of language learning.

By the end of this module, you'll be able to:

- identify features of connected speech
- describe techniques to raise learners' awareness of aspects of pronunciation
- integrate pronunciation activities with other aspects of language learning.

Further reading, teaching, and learning resources

Type	Resource description (tap/click to open)
Use	A game to practise rhyming pairs
Use	An activity to help students consider the differences in pronunciation of regular past verbs
Use	A staffroom poster with ideas for teaching pronunciation
Watch	A webinar about pronunciation teaching



Watch	A video about stress timing
Read	An article about developing pronunciation through songs
Read	An article about how teaching pronunciation is more than just “listen and repeat”



Your learning


Which new ideas in Module 3 are most useful for you? Note them here together with any questions you'd like to ask in the [British Council courses for teachers learning community](#).

Describe three things you learned from...

Your online module

Discussions and resources shared here and in the course community

Extra resources and recorded events



Plan it

Describe one thing you will change in your teaching. Why have you chosen it?

What problems might happen when you try to make this change?

What could you do to solve those problems?

Teach it

Try it out and come back here to reflect on the experience. What did you learn?



Your action plan

Make an action plan focused on applying learning from this the course. Complete any sentences that help you do this. Come back and reflect on what happened in class.

In the next two weeks, I am going to...

Over the next two months, I'm going to...

Before the end of the school year, I'm going to...

Next school year, I want to...



Well done — you’ve made it to the end of the course! We hope you’ve found it useful, and you’ll join us on another very soon.

Learn more about free teacher training courses with the British Council at: <https://www.teachingenglish.org.uk/training>

Explore our framework for teacher knowledge and skills for inspiration, support and materials: <https://www.teachingenglish.org.uk/professional-development/teachers>

